

1. Your motive as vector data file 2. The first visualization and the approval 3. Production and delivery

Vector data files and its application

Our refining techniques like pad printing, screen printing, laser engraving and embossing require your motive in a certain data file – the vector file. Please make sure that your template is either an EPS- file or a PDF-file when you

forward it to us and make sure that all logos are saved as vector graphic file. Thereby we can assure an ideal machine set-up to produce your refined tin case as fast as possible.


What are vector data files?

In comparison with Bitmap data files, like JPG and BMP, vector data files are not based on pixel. Besides their size is freely scalable and the vector files still remain clear. Your motive as a vector data file allows us to convert the motive for each refining technique.


We create your vector data file (with additional costs)

With the program of Doseplus you do not only get metal tin cases and the refining techniques from one hand. In addition we offer the possibility to get the first visualization of your preferred motive on the tin case for free! That makes it easier for you to decide for the ideal refinement. Further changes and visualizations can be made for an additional charge.


How do I identify a vector data file?



⊕ Firstly, zoom your logo as big as possible



✔ Are the edges clear, the file is correct



✘ Are the edges unclear, the file is incorrect

1. Your motive as vector data file 2. The first visualization and the approval 3. Production and delivery

The first visualization is inclusive

We like to provide the first visualization of your motive for free to make sure you will be satisfied with the result. Before the starting of the production line, you will get a PDF printing approval to confirm the refinement sample. If you have chosen laser engraving or digital printing you get additionally a picture of the sample tin case with your motive. Furthermore you have the opportunity to order extra the refined sample.

1. Your motive as vector data file 2. The first visualization and the approval 3. Production and delivery

Your tin case goes into series production

After your printing confirmation we produce your ordered quantity and deliver for you.